

This article was downloaded by:

On: 25 January 2011

Access details: *Access Details: Free Access*

Publisher *Taylor & Francis*

Informa Ltd Registered in England and Wales Registered Number: 1072954 Registered office: Mortimer House, 37-41 Mortimer Street, London W1T 3JH, UK



Journal of Macromolecular Science, Part A

Publication details, including instructions for authors and subscription information:

<http://www.informaworld.com/smpp/title~content=t713597274>

Some Properties of Graft Copolymers

J. P. Kennedy^a

^a Institute of Polymer Science University of Akron, Akron, Ohio

To cite this Article Kennedy, J. P.(1978) 'Some Properties of Graft Copolymers', Journal of Macromolecular Science, Part A, 12: 2, 301 — 306

To link to this Article: DOI: 10.1080/00222337808061377

URL: <http://dx.doi.org/10.1080/00222337808061377>

PLEASE SCROLL DOWN FOR ARTICLE

Full terms and conditions of use: <http://www.informaworld.com/terms-and-conditions-of-access.pdf>

This article may be used for research, teaching and private study purposes. Any substantial or systematic reproduction, re-distribution, re-selling, loan or sub-licensing, systematic supply or distribution in any form to anyone is expressly forbidden.

The publisher does not give any warranty express or implied or make any representation that the contents will be complete or accurate or up to date. The accuracy of any instructions, formulae and drug doses should be independently verified with primary sources. The publisher shall not be liable for any loss, actions, claims, proceedings, demand or costs or damages whatsoever or howsoever caused arising directly or indirectly in connection with or arising out of the use of this material.

Some Properties of Graft Copolymers

J. P. KENNEDY

Institute of Polymer Science
University of Akron
Akron, Ohio 44325

ABSTRACT

Some properties of poly(vinyl chloride)-g-polyisobutylene graft copolymers are reviewed.

The heat stability of poly(vinyl chloride)-g-polyisobutylene (PVC-g-PIB) is shown in Fig. 1. There is improvement in heat stability after grafting. We think that the removal of the variety of defect sites reduces the thermal sensitivity of this material.

Figure 2 shows the apparent viscosity as a function of shear rate, using Geon. Two grafts are shown, containing 42 and 55% polyisobutylene. For comparison the viscosity of virgin poly(vinyl chloride) with 40 and 60% dioctyl phthalate (DOP) is shown. The results indicate that the grafts process more easily than the virgin poly(vinyl chloride). There is a considerable reduction of the apparent viscosity. The plasticizing action of the polyisobutylene chain is equivalent to about 40 to 60% of plasticizer in ordinary PVC.

Another interesting observation was one which is difficult to express quantitatively. This was that the equipment after the experiment was extremely clean, with little, if any, cleaning necessary after completion of the extrusion experiment.

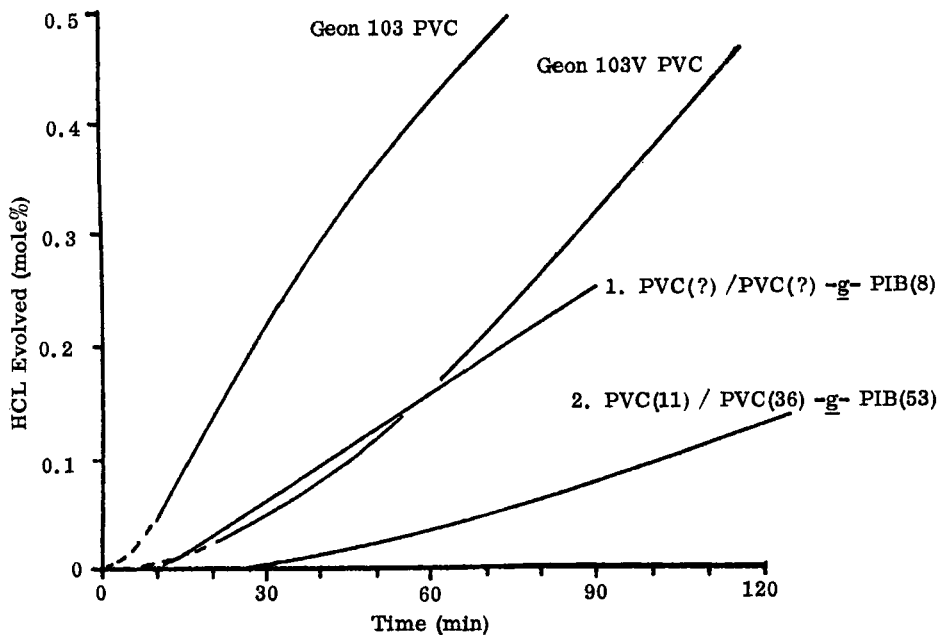


FIG. 1. Heat degradation behavior of PVC-g-PIB/PVC blends at 170°C in nitrogen: (1) $[\text{Me}_3\text{Al}] = 3.68 \times 10^{-2}$ mole/liter, -30°C, in CH_2Cl_2 ; (2) $[\text{Et}_2\text{AlCl}] = 2.12 \times 10^{-2}$ mole/liter, -30°C, in 1,2-DCE. Numbers in parentheses indicate composition in weight percent.

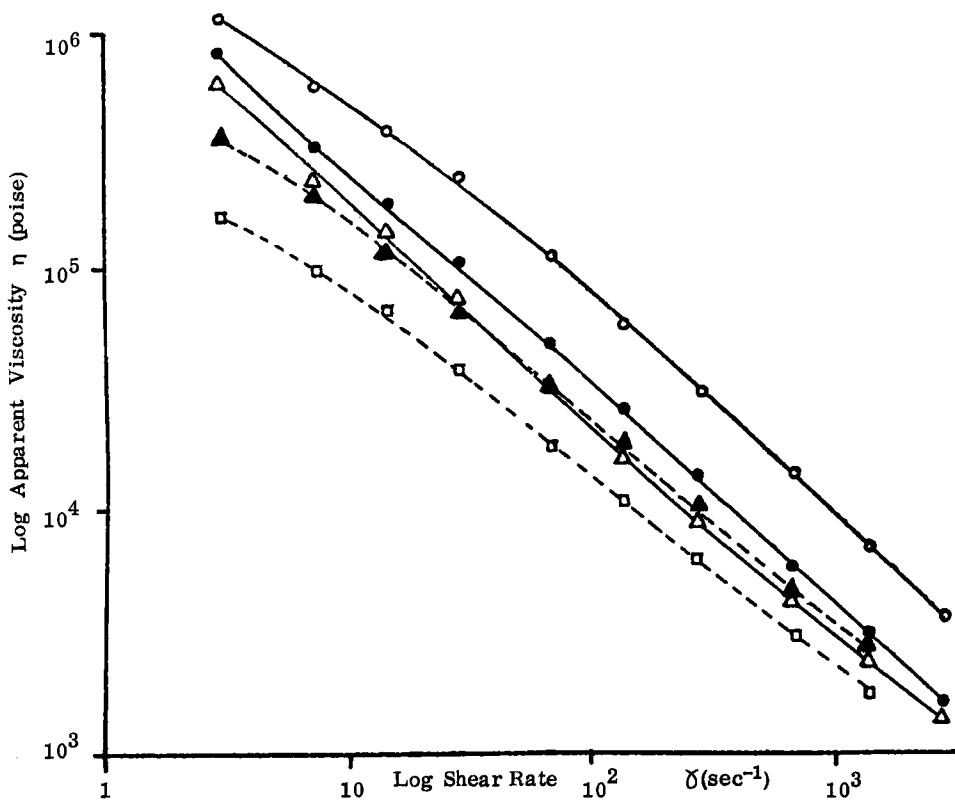


FIG. 2. Melt viscosity of PVC-g-PIB/PVC blends (Instron capillary rheometer at 190°C): (\circ) Geon 103 PVC; (\bullet) PVC(?) / PVC(?) - g-PIB(42); (\triangle) PVC (35) / PVC(10) - g-PIB(55); (\blacktriangle) Geon 103 + 40 phr DOP; (\square) Geon 103 + 60 phr DOP.

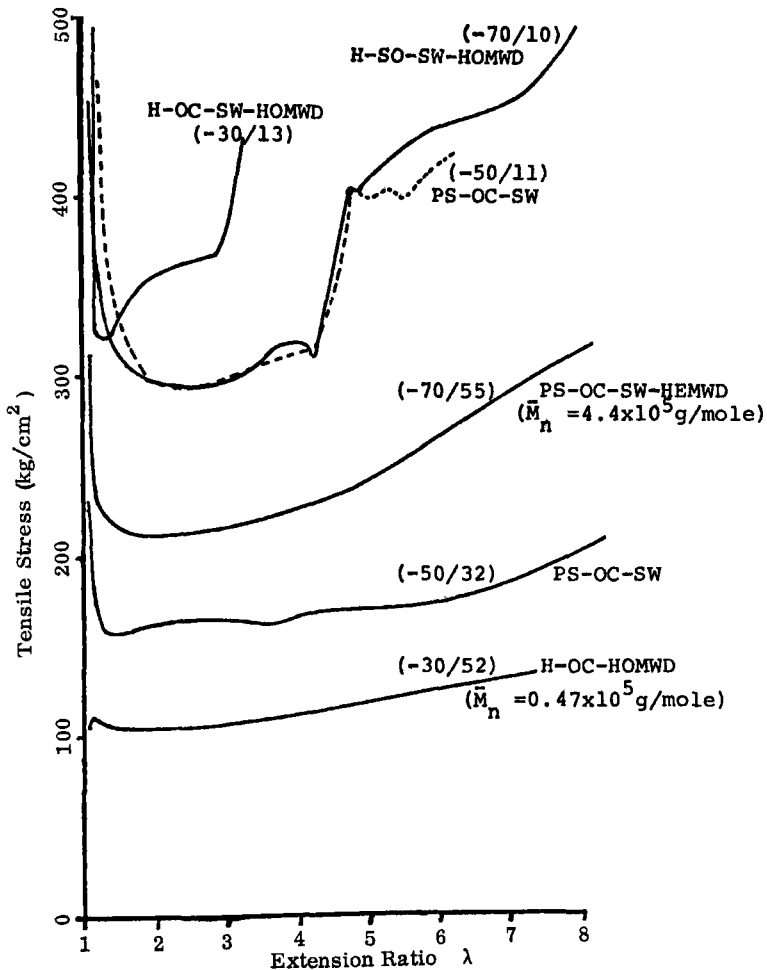


FIG. 3. Effect of composition and synthesis temperature on stress-strain behavior of PVC-g-PIB/PVC blends. Code: H = homogeneous film; OC = optically clear film; SO = slightly translucent film; PS = phase-separated film; SW = stress-whitened on extension; HOMWD = Gaussian MWD; HEMWD = heterogeneous (bimodal) MWD. (\bar{M}_n values for homoPIB = \bar{M}_n PIB branches). Numbers in parentheses indicate synthesis temperature ($^{\circ}\text{C}$)/polyisobutylene content (%).

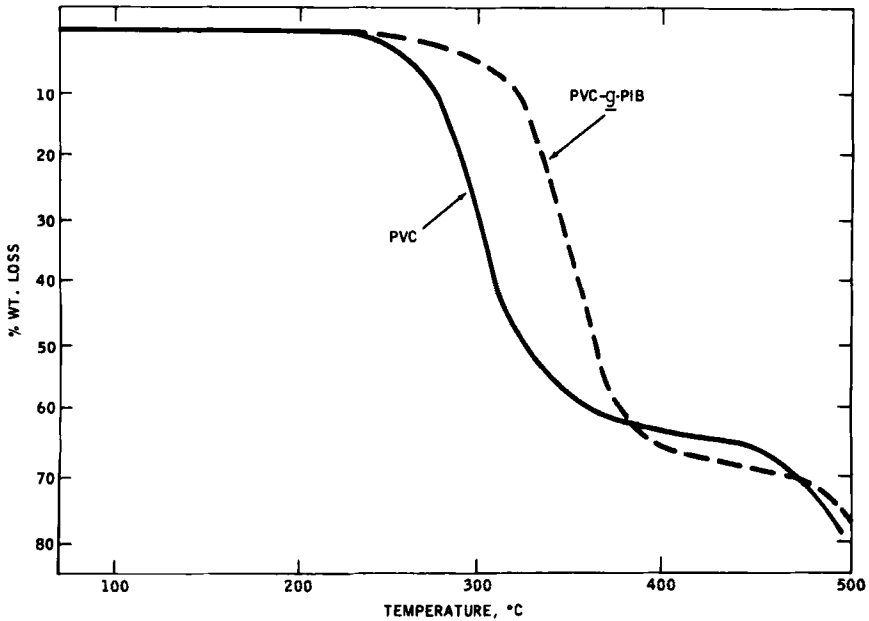


FIG. 4. Thermal gravimetric analysis (6°C/min in nitrogen) of poly(vinyl chloride) and poly(vinyl chloride)-g-polyisobutylene (suspension grafting in n-pentane).

Figure 3 shows the stress-strain curve of poly(vinyl chloride)-g-polyisobutylene. The numbers in parenthesis indicate the synthesis temperature and polyisobutylene contents.

This material behaves in a peculiar way. We do not understand the course of this stress-strain curve. There is both stress softening and a stress hardening. The elongation is extremely high, also the strength.

Figure 4 shows a suspension-grafted polyisobutylene and its heat behavior. The suspension medium was pentane. In the TG analysis the poly(vinyl chloride)-g-polyisobutylene has much higher heat stability than that of the virgin material, even though the grafting was a heterogeneous process.

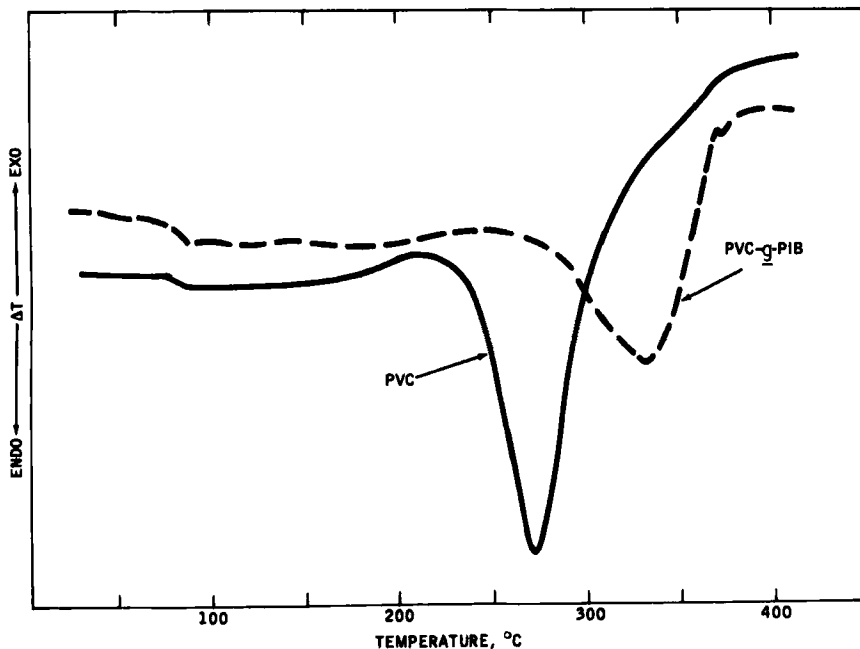


FIG. 5. Differential thermal analysis ($10^{\circ}\text{C}/\text{min}$ in air) of poly(vinyl chloride) and poly(vinyl chloride)-g-polyisobutylene (suspension grafting in *n*-pentane).

Figure 5 shows the differential thermal analysis (DTA) of a suspension-grafted material. The glass temperature at about 83°C is clearly visible for the grafted and nongrafted material. While there is a massive early degradation of poly(vinyl chloride), degradation is much delayed for the graft, so that the mechanism of the degradation must be quite different. Grafts remain essentially colorless even after 30 min at 170°C .